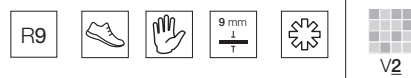


# TEMPLE STONE

Gres Porcellanato Colorato In Massa  
Porcelain Stoneware Colored Body . Grès Cérame Dans La Masse . Feinsteinzeug Durchgefärbt

## TECH INFO




## SIZES

**61x121**  
24"x48"



**61x61**  
24"x24"



**30,8x61,5**  
12"x24"



**30,4x61**  
12"x24"



**60x120**  
24"x48"



**20x60**  
8"x24"



**10x30**  
4"x12"



## SURFACES

### EKCOLLECTIONS

**Naturale** . Natural . Naturel . Natur

30,8x61,5 (*Plush, Core, Plow, Creep*)

**Rettificato** . Rectified . Rectifié . Rektifiziert

10x30 (*Plush, Core, Plow, Creep*)

30,4x61 (*Plush, Core, Plow, Creep*)

61x61 (*Plush, Core, Plow, Creep*)

61x121 (*Plush, Core, Plow, Creep*)

**Lappato campo pieno** . Semi-polished . Semi-polibrillant . Geläpft

60x120 (*Plush, Core, Plow, Creep*)



## WALL . RIVESTIMENTO


**Bicottura** . Double firing . Bicuison . Zweimalbrand

**Lucido** . Glossy . Brilliant . Glänzend

**Lucido Strutturato** . Glossy Textured . Brilliant Structuré . Glänzend Strukturiert

**Opaco** . Matt . Satiné . Matt

**Opaco Strutturato** . Matt Textured . Satiné Structuré . Matt Strukturiert



**20x60**  
8"x24" (*Plush, Core, Plow, Shangri*)

PLUSH

CORE

PLOW

CREEP



PAVIMENTO . FLOOR  
TEMPLE STONE CORE 30,8x61,5 • 12"x24"



PAVIMENTO . FLOOR  
TEMPLE STONE CREEP 61x121 • 24"x48"



# PLUSH

EKCOLLECTIONS

10x30 . 4"x12"	RETTIFICATO	R9	55,56	9 mm
30,8x61,5 . 12"x24"	NATURALE	R9	24,07	9 mm
30,4x61 . 12"x24"	RETTIFICATO	R9	28,70	9 mm
61x61 . 24"x24"	RETTIFICATO	R9	32,41	9 mm
61x121 . 24"x48"	RETTIFICATO	R9	41,67	9 mm
60x120 . 24"x48"	LAPP. CAMPO PIENO		64,81	9 mm



# CORE

EKCOLLECTIONS


10x30 . 4"x12"	RETTIFICATO	R9	55,56	9 mm
30,8x61,5 . 12"x24"	NATURALE	R9	24,07	9 mm
30,4x61 . 12"x24"	RETTIFICATO	R9	28,70	9 mm
61x61 . 24"x24"	RETTIFICATO	R9	32,41	9 mm
61x121 . 24"x48"	RETTIFICATO	R9	41,67	9 mm
60x120 . 24"x48"	LAPP. CAMPO PIENO		64,81	9 mm



# PLOW

EKCOLLECTIONS

10x30 . 4"x12"	RETTIFICATO	R9	55,56	9 mm
30,8x61,5 . 12"x24"	NATURALE	R9	24,07	9 mm
30,4x61 . 12"x24"	RETTIFICATO	R9	28,70	9 mm
61x61 . 24"x24"	RETTIFICATO	R9	32,41	9 mm
61x121 . 24"x48"	RETTIFICATO	R9	41,67	9 mm
60x120 . 24"x48"	LAPP. CAMPO PIENO		64,81	9 mm




# CREEP

EKCOLLECTIONS

10x30 . 4"x12"	RETTIFICATO	R9	55,56	9 mm
30,8x61,5 . 12"x24"	NATURALE	R9	24,07	9 mm
30,4x61 . 12"x24"	RETTIFICATO	R9	28,70	9 mm
61x61 . 24"x24"	RETTIFICATO	R9	32,41	9 mm
61x121 . 24"x48"	RETTIFICATO	R9	41,67	9 mm
60x120 . 24"x48"	LAPP. CAMPO PIENO		64,81	9 mm

Decori - decors - decors - Dekore



**MOSAICO 36 PZ. (5x5)**

30,2x30,2 . 12"x12"

PLUSH	12,04
CORE	12,04
PLOW	12,04
CREEP	12,04



**ESAGONI**

35x28,8 . 14"x11"

PLUSH	22,53
CORE	22,53
PLOW	22,53
CREEP	22,53

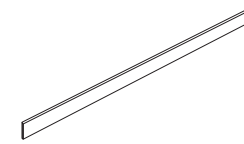


**HERRINGBONE**

33,5x33,5 . 13"x13"

PLUSH	19,44
CORE	19,44
PLOW	19,44
CREEP	19,44

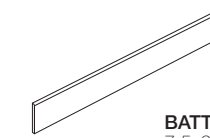
Pezzi speciali - Trims - Pièces spéciales - Formstücke



**BATTISCOPA**

6,5x121 . 2"9/16x48"

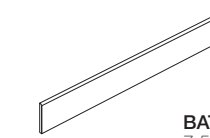
PLUSH	18,52
CORE	18,52
PLOW	18,52
CREEP	18,52



**BATTISCOPA**

7,5x61,5 . 3"x24"

PLUSH	6,48
CORE	6,48
PLOW	6,48
CREEP	6,48



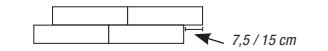
**BATTISCOPA**

7,5x61 . 3"x24"

PLUSH RETT.	7,41
CORE RETT.	7,41
PLOW RETT.	7,41
CREEP RETT.	7,41



Per i materiali lappati vedi istruzioni pag. 66  
For polished materials, see instruction page 66  
Pour les articles en finition lappato, voyez instructions à la page 66  
Für die polierte Materialien, siehe Hinweise auf Seite 66



Nei formati rettangolari si consiglia la posa sfalsata irregolare del prodotto onde evitare problemi di planarità.  
For the rectangular sizes is it advisable to stagger the product irregularly when laying it to avoid problems in flatness.  
Pour les formats rectangulaire nous vous conseillons d'adopter la pose irrégulière à joints décalés pour le produit à fin d'éviter tout problème de planéité.  
Für die Rechteckig Formate empfehlen wir die unregelmäßige versetzte Verlegung dieser Fliese, um Probleme mit der Ebenfähigkeit zu vermeiden.



RIVESTIMENTO . WALL TILE  
TEMPLE STONE MOSAICO ESAGONI CORE 35x28,8 • 14"x11"

# TEMPLE STONE WALL TILES

WALL . RIVESTIMENTO - Bicottura . Double firing . Bicuisson . Zweimalbrand



**PLUSH**  
20x60 . 8"x24" OPACO R9 26,23 8 mm



**PLUSH**  
20x60 . 8"x24" LUCIDO 26,23 8 mm



**PLUSH**  
20x60 . 8"x24" OPACO STRUTTURATO R9 29,32 8 mm



**PLUSH**  
20x60 . 8"x24" LUCIDO STRUTTURATO 29,32 8 mm



**CORE**  
20x60 . 8"x24" OPACO R9 26,23 8 mm



**CORE**  
20x60 . 8"x24" LUCIDO 26,23 8 mm



**CORE**  
20x60 . 8"x24" OPACO STRUTTURATO R9 29,32 8 mm



**CORE**  
20x60 . 8"x24" LUCIDO STRUTTURATO 29,32 8 mm



RIVESTIMENTO . WALL TILE  
TEMPLE STONE PLOW LUCIDO 20x60 • 8"x24"



**SHANGRI**  
20x60 . 8"x24" OPACO R9 26,23 8 mm



**SHANGRI**  
20x60 . 8"x24" LUCIDO 26,23 8 mm



**SHANGRI**  
20x60 . 8"x24" OPACO STRUTTURATO R9 29,32 8 mm



**SHANGRI**  
20x60 . 8"x24" LUCIDO STRUTTURATO 29,32 8 mm



**PLOW**  
20x60 . 8"x24" OPACO R9 26,23 8 mm



**PLOW**  
20x60 . 8"x24" LUCIDO 26,23 8 mm



**PLOW**  
20x60 . 8"x24" OPACO STRUTTURATO R9 29,32 8 mm



**PLOW**  
20x60 . 8"x24" LUCIDO STRUTTURATO 29,32 8 mm



RIVESTIMENTO . WALL TILE  
TEMPLE STONE PLUSH OPACO 20x60 • 8"x24"  
TEMPLE STONE PLUSH OPACO STRUTTURATO 20x60 • 8"x24"